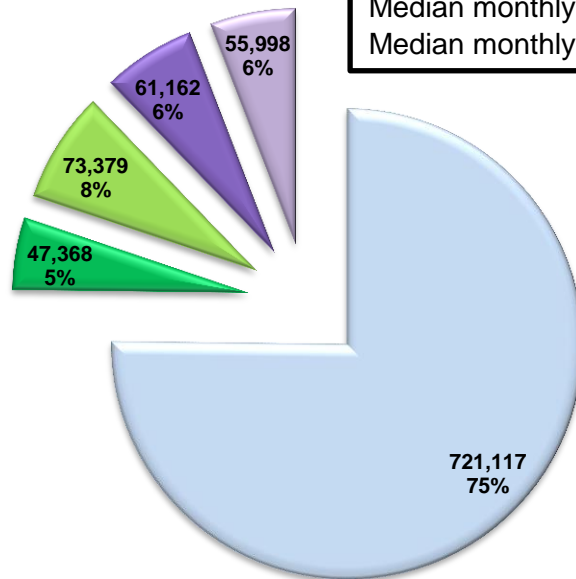


Housing Affordability Challenges in the Pittsburgh Metro Area

- In the Pittsburgh metro area, 108,530 households, or 11% of households, spend at least half of their income on housing costs. Nationwide, 16% of all households are severely cost burdened.
- Renters are more likely to be severely housing cost burdened than owners, with 20% of renters spending at least half their income on housing.
- Median household income in the Pittsburgh metro area is \$50,531, compared to the median U.S. household income of \$51,015.
- Among low- and moderate-income working households, 14% of households spend at least half of their income on housing costs.

Households with a Severe Housing Cost Burden

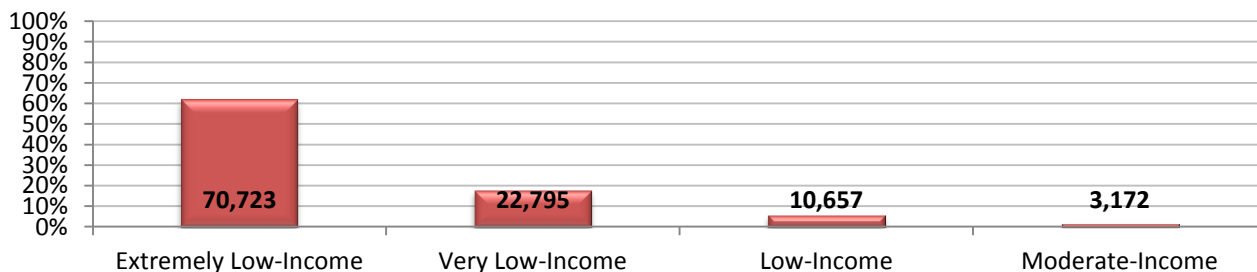
- Households spending less than 30% of their income on housing
- Owner households spending at least half their income on housing
- Owner households spending between 30% & 50% of their income on housing
- Renter households spending at least half their income on housing
- Renter households spending between 30% & 50% of their income on housing



Pittsburgh Metro Area Households: 2012

Total households 969,604
 Renters make up 31% of households
 Owners make up 69% of households
 Median household income is \$50,531
 Median monthly owner housing cost is \$670
 Median monthly renter housing cost is \$829

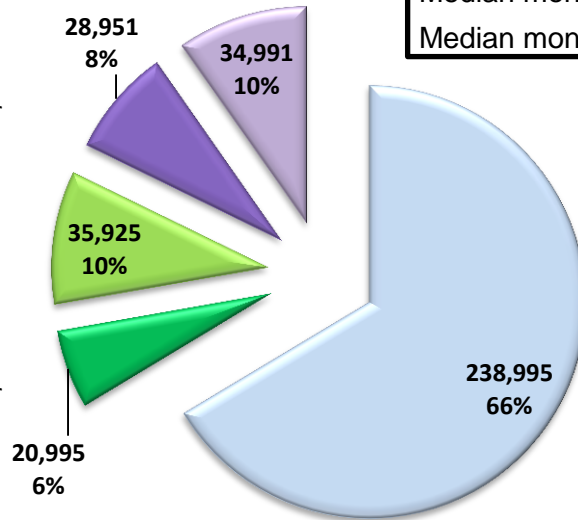
Percentage of Households with a Severe Housing Cost Burden by Income



Low- and Moderate-Income Working Households in the Pittsburgh Metro Area Face Affordability Challenges

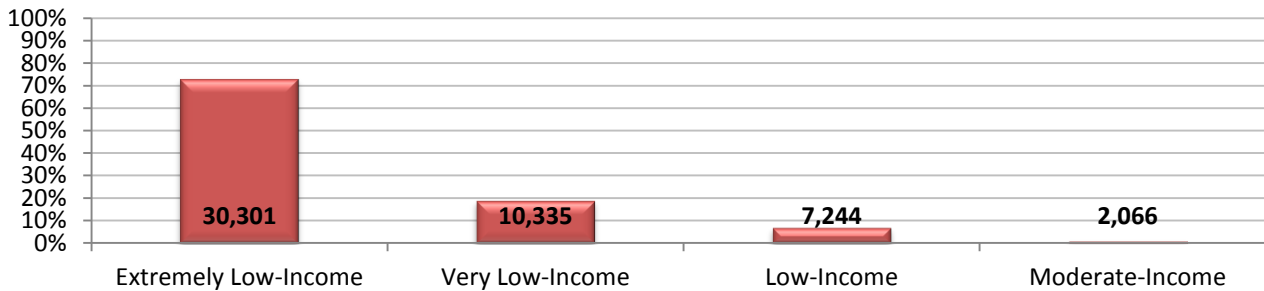
Working Households with a Severe Housing Cost Burden

- Households spending less than 30% of their income on housing
- Owner households spending at least half their income on housing
- Owner households spending between 30% & 50% of their income on housing
- Renter households spending at least half their income on housing
- Renter households spending between 30% & 50% of their income on housing



Pittsburgh Metro Area Working Households: 2012
 Total households 359,857
 Renters make up 45% of households
 Owners make up 55% of households
 Median household income is \$39,701
 Median monthly owner housing cost is \$804
 Median monthly renter housing cost is \$687

Percentage of Working Households with a Severe Housing Cost Burden



Definitions

- Severely Housing Cost Burdened:** Households who spend at least half of their income on housing costs.
- Extremely Low-Income:** Households who earn 30 percent or less than the median income for households in their area (AMI).
- Very Low-Income:** Households who earn between 31 and 50 percent of AMI.
- Low-Income:** Households who earn between 51 and 80 percent of AMI.
- Moderate-Income:** Households who earn between 81 and 120 percent of AMI.
- Working:** Households whose members work a total of at least 20 hours a week on average.
- Metro Area:** Metropolitan area defined by the Office of Management and Budget.

Data Notes

Data are from Center for Housing Policy tabulations of the U.S. Census Bureau's American Community Survey 2012 Public-Use Microdata Sample (PUMS) files. More detailed information is available in *Housing Landscape 2014* at www.nhc.org.

For questions or comments, please contact the National Housing Conference at chp-feedback@nhc.org or (202) 466-2121.